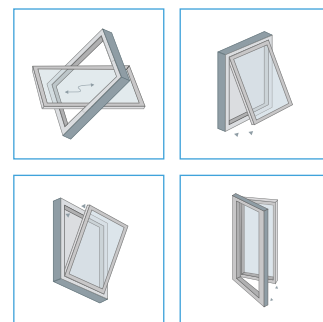


WMU 86/88 ACTUATOR

ACTUATORS CHAIN ACTUATORS



■ Applications



■ Colours

Silver Anodised



■ WMU 86/88 ACTUATOR

- Elegant alternative to linear type actuators on heavy rooflights and domes.
- Programmable single chain actuator.
- Actuator can be programmed to required opening speed and opening stroke.
- Available as a single, double, triple or quad synchro actuator.
- The risk of entrapment is reduced as the actuators are programmed to reverse if they encounter obstacles when closing.
- Soft close function.
- Approved according to EN 12101-2 with selected profiles.
- All brackets supplied separately.




24V

TECHNICAL DATA:

CODE	WMU86	WMU88
VOLTAGE	24VDC	24VDC
STROKE	300/500/600/750mm	300/500/600/750mm
THRUST FORCE	600N	1000N
ABSORBED CURRENT	1A-4A*	2A-5A*
SPEED	4-13mm/s*	4-13mm/s*
PROTECTION CLASS	IP54	IP54
FLEX	5m (3 CORE)	5m (3 CORE)
COLOURS	SILVER ANODISED	SILVER ANODISED
LIMIT STOP	ELECTRONIC	ELECTRONIC
SAFETY STOP	ELECTRONIC	ELECTRONIC
MAX WINDOW WIDTH	< 1.5m	< 1.5m

*Programmable

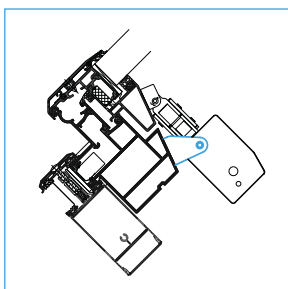
DIMENSIONS:



BRACKET TYPES:

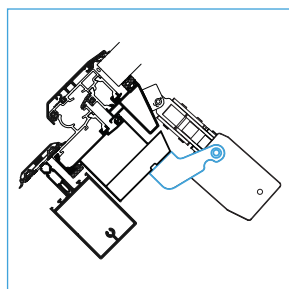
WAB836A

Small Pivot Bracket



WAB836B

Large Pivot Bracket



WAB836H

XL Pivot Bracket

